

# Installing the uEducateUs Mobile application

In order to download and install the **uEducateUs Mobile** application you must navigate to the default storefront for your device and search for: **uEducateUs Mobile**



If you are an **iPhone** or **iPad** user, this would be the **App Store**.

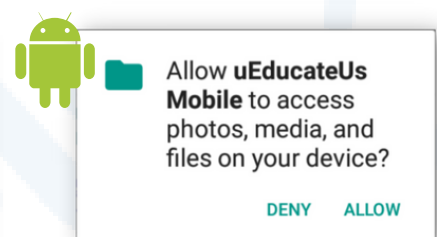
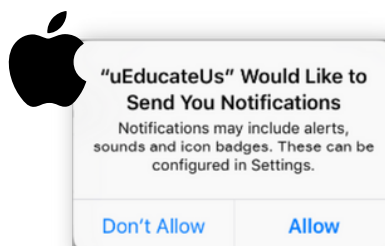
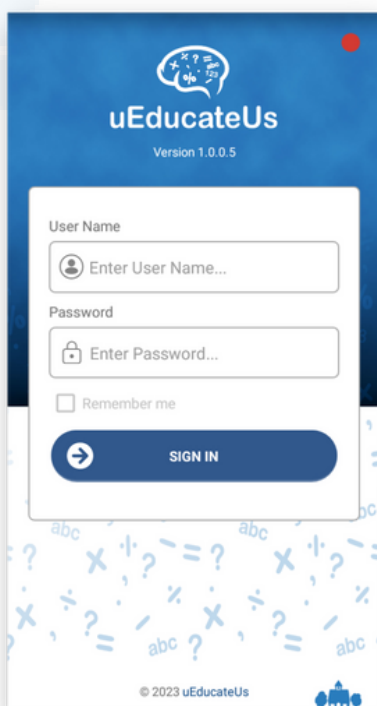


If you are an **Android** user, this will be the **Google Play** store.

Once the app has finished downloading and has been installed on your device, click on the **uEducateUs Mobile** icon to open it.



On both iOS and Android devices you will be asked to allow notifications, access to photos, media and files on your device the first time you install the app. We strongly recommend you **Allow** in order to receive all relevant information from your school and to allow the app to function correctly.



Enter your username and password into the fields provided and tap the **Sign In** button to log into the application.

You can choose to remember your login details via the Remember me check box.

PIN login can also be enabled from your Profile.

